

# NUVO IRON TEST REPORT

## SCOPE OF WORK

STATIC LOAD TESTING ON STAIR STEEL PICKET RAIL GUARD SYSTEM WITH SWIVEL-END BRACKETS PER ASTM E935-21 "STANDARD TEST METHODS FOR PERFORMANCE OF PERMANENT METAL RAILING SYSTEMS AND RAILS FOR BUILDINGS"

## REPORT NUMBER

106117267TOR-003

## TEST DATE(S)

04/21/25

## ISSUE DATE

04/28/25

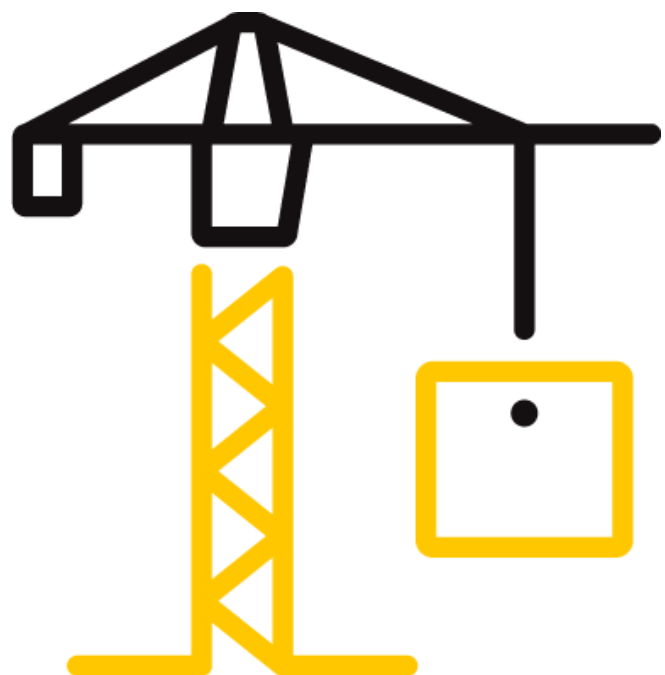
## PAGES

13

## DOCUMENT CONTROL NUMBER

GFT-OP-10c (09/29/20)

© 2017 INTERTEK



## TEST REPORT FOR NUVO IRON

Report No.: 106117267TOR-003

Date: 04/28/25

### REPORT ISSUED TO

#### NUVO IRON

13371 Coleraine Drive  
Caledon, ON L7E 3B6  
Canada

### SECTION 1


#### SCOPE

Intertek Testing Services NA, Ltd. dba Intertek Building & Construction (B&C) was contracted by **Nuvo Iron** to conduct static load testing on their stair steel picket railing system with swivel end-brackets in accordance with **ASTM E935-21**, *Standard Test Methods for Performance of Permanent Metal Railing Systems and Rails for Buildings*.

Unless differently required, Intertek reports apply the "Simple Acceptance" rule also called "Shared Risk approach," of ILAC-G8:09/2019, Guidelines on Decision Rules and Statements of Conformity.

Intertek B&C will service this report for the entire test record retention period. The test record retention period ends four years after the test date. Test records, such as detailed drawings, datasheets, representative samples of test specimens (where required by Certification or Accreditation bodies), or other pertinent project documentation, will be retained for the entire test record retention period.

For INTERTEK B&C:

<b>COMPLETED BY:</b>	Abdul Shahnawaz	<b>REVIEWED BY:</b>	Tyrone Williams, P.Eng.
<b>TITLE:</b>	Lab Technician Building & Construction	<b>TITLE:</b>	Lab Supervisor. Building & Construction
<b>SIGNATURE:</b>		<b>SIGNATURE:</b>	
<b>DATE:</b>	04/28/25	<b>DATE:</b>	04/28/25

This report is for the exclusive use of Intertek's Client and is provided pursuant to the agreement between Intertek and its Client. Intertek's responsibility and liability are limited to the terms and conditions of the agreement. Intertek assumes no liability to any party, other than to the Client in accordance with the agreement, for any loss, expense or damage occasioned by the use of this report. Only the Client is authorized to permit copying or distribution of this report and then only in its entirety. Any use of the Intertek name or one of its marks for the sale or advertisement of the tested material, product or service must first be approved in writing by Intertek. The observations and test results in this report are relevant only to the sample(s) tested. This report by itself does not imply that the material, product, or service is or has ever been under an Intertek certification program.

## TEST REPORT FOR NUVO IRON

Report No.: 106117267TOR-003

Date: 04/28/25

### SECTION 2

#### SUMMARY OF TEST RESULTS

The Nuvo Iron stair steel picket railing system with swivel end-brackets demonstrated resistance to the prescribed loads for guards and guard in-fill components specified in:

**2020 National Building Code of Canada (NBC) and 2024 Ontario Building Code (OBC)** – Section 4.1.5.14 ("Loads on Guards and Handrails"), Sentences 1c, 3, 4, and 6.

**2024 International Building Code (IBC)** – Sections 1607.9.1, 1607.9.1.1, and 1607.9.1.2.

**2024 International Residential Code (IRC)** – Section R301.5 ("Live Load"), Sentences f and i, and Table R301.5 (Guards and Guard in-fill components).

No failures, disengagements, or structural cracks were observed during or after load testing

### SECTION 3

#### TEST METHOD(S)

The samples were evaluated in accordance with the following:

- **2020 National Building Code of Canada (NBC) and 2024 Ontario Building Code (OBC)** – Section 4.1.5.14 ("Loads on Guards and Handrails"), Sentences 1c, 3, 4, and 6.
- **2024 International Residential Code (IRC)** – Section R301.5 ("Live Load"), Sentences f and i, and Table R301.5 (Guards and Guard in-fill components).
- **2024 International Building Code (IBC)** – Sections 1607.9.1, 1607.9.1.1, and 1607.9.1.2.
- **ASTM E935-21** "Standard Test Methods for Performance of Permanent Metal Railing Systems and Rails for Buildings". Section 10 & 11

### SECTION 4

#### MATERIAL SOURCE/INSTALLATION

The sample was assembled and submitted by the client. The guard rail was installed and tested at the Intertek test facility in Mississauga, ON.

### SECTION 5

#### EQUIPMENT

Equipment Calibration		
Instrument/Equipment	Asset #	Calibration Due Date
Load Cell w/Display	280-01-0773	Oct-31-2025
Measuring Tape	280-01-0730	Nov-04-2025
Digital Caliper	273-01-1263	Nov-04-2025
Stopwatch	280-01-1254	Nov-04-2025
Digital Deflection gauge	280-01-0836	Nov-04-2025

## TEST REPORT FOR NUVO IRON

Report No.: 106117267TOR-003

Date: 04/28/25

### SECTION 6

#### LIST OF OFFICIAL OBSERVERS

NAME	COMPANY
Tyrone Williams	Intertek B&C

### SECTION 7

#### TEST PROCEDURE

##### IN-FILL OPENING TEST

Specified load was applied in between two adjacent infill pickets or vertical elements in opposite directions in the in-plane direction of the guard, whereupon the space opening of pickets was measured.

##### IN-FILL LOAD TEST

Test Loads were applied over 300 x 300 mm (12 x 12 in.) and/or 100 x 100 mm (4 x 4 in.) square platen normal to the geometric center of the infill. Specified and factored loads were applied and held for one (1) minute, whereupon deflection of the infill at the point of maximum deflection was recorded.

##### UNIFORM LOAD TEST

The top rail was subjected to vertical and horizontal quarter point loads applied by means of a load distributing bar. Specified and factored loads were applied and held for one (1) minute, whereupon deflection of the top rail at mid-span was recorded.

##### CONCENTRATED LOAD TEST

Concentrated test loads were applied separately and sequentially at the following critical locations: horizontally and vertically on the top rail at mid-span between posts, on the top rail adjacent to a post, and on top of a single post. Specified and factored loads were applied over a 100 x 100 mm (4 x 4 in.) square platen and held for one (1) minute, whereupon deflection was recorded at the point of application of the load. The load applied on the rail adjacent to the post was applied to the opposite post from which the top-of-post-test was performed on.

After release of the load, the system was evaluated for failure, evidence of disengagement and visible cracks in any component.

Failure as defined in **ASTM E935-21**: *“the loss of load carrying capacity or the inability to meet the required load carrying capacity specified in the applicable performance standard, depending on the purpose of the test.”*

**TEST REPORT FOR NUVO IRON**

Report No.: 106117267TOR-003

Date: 04/28/25

**SECTION 8**

**TEST SPECIMEN DESCRIPTION**

The test assembly consisted of a single-bay guardrail system, comprising two (2) surface-mounted steel posts, along with top and bottom square hollow section (SHS) rails and SHS steel picket infill.

The posts were spaced 1955 mm apart (on center), welded to base plates, and internally reinforced at their bases with steel pipes. The SHS pickets were spaced at 105 mm on center, resulting in 90 mm opening between adjacent pickets, with the starting pickets positioned 82 mm from their nearest post. The SHS top and bottom rails were spaced 698 mm apart vertically (on center) and inserted into swivel end brackets. Rails were secure to the brackets using two (2) countersunk self-tapping screws, measuring 4.76mm x 12.7 mm. Each bracket was then secured to the posts with two (2) countersunk screws, measuring 4.14 mm x 52.1 mm.

The entire assembly was anchored to a steel substrate using four (4) hex-head bolts with washers and nuts per post, each bolt measuring 12.7 mm x 38.1 mm. The overall height of the guardrail, measured from the substrate surface to the top of the top rail, was 1040 mm. The assembly was fabricated and tested with an installation angle of 36 degrees.

Table 1: Steel Picket Railing System Components

Parts	QTY	Part Dimensions (mm)				Reported Material
		Length	Width	Height	Nominal Thickness	
Base Plate	2	100	100	-	5.96	Steel
Post	2	1117	50	50	1.56	Steel
Post Reinforcement	2	47.74 (diameter)		183	1.45	Steel
Top Rail	1	1829	25	25	1.59	Steel
Bottom Rail	1	1829	25	25	1.58	Steel
Picket (Infill)	14	833	16	16	1.28	Steel
Swivel Bracket	4	32	62	32	3.73	Cast Iron (bracket part) Aluminium (Swivel part.)

**TEST REPORT FOR NUVO IRON**

Report No.: 106117267TOR-003

Date: 04/28/25

**SECTION 9  
TEST RESULTS**

Table 2: Steel Picket Rail System - NBC/OBC TEST RESULTS							
Direction of Load	Test	Specified loads kN	Deflection at Specified load (mm)	Safety Factor	Required Factored Load kN	Results	
Symmetrical Guard. Load applied in one direction	Horizontal load applied on elements within the Guard over a width of 100 mm x height of 100 mm	0.5	16.03	2.24	1.12	Load Resisted	
	Evenly Distributed Vertical load applied at the Top of the Guard (mid Span)/Quarter Point Equivalent load	1.5kN/m	16.42	1.67	2.51kN/m	Load Resisted	
	Evenly Distributed Horizontal Load Applied at the Top of the Guard(mid-Span)/Quarter Point Equivalent load	0.75kN/m	42.79	1.67	1.25kN/m	Load Resisted	
	Horizontal load applied at the minimum required height of the guard	Top Rail (mid Span)	1.0	41.41	2.00	2.00	Load Resisted
		Adjacent to Post	1.0	21.61	2.24	2.24	Load Resisted
		Top of Post	1.0	16.11	2.24	2.24	Load Resisted
	Test		Specified load kN	Opening at Specified load (mm)	Opening limit	Results	
Infill Opening Test- load applied on two adjacent vertical elements in opposite directions in the in-plane direction of the guard.		0.1	92.69	< 100 mm	Pass		

No failures, disengagements, or structural cracks were observed during or after load testing.

**TEST REPORT FOR NUVO IRON**

Report No.: 106117267TOR-003

Date: 04/28/25

**Table 3: Steel Picket Rail System with Post Brackets- IRC/IBC TEST RESULTS**

Direction of Load	Test	Test Load lbf	Deflection at Test Load (mm)	Safety Factor	Required Factored Load lbf	Pass/Failed	
Symmetrical Guard. Load applied in one direction	Infill Load Test- Applied to the Geometric Center of the infill area of a baluster or panel railing system, distributed over a square area of 0.1 m sq.	50	4.92	2.50	125	Load Resisted	
	Concentrated Vertical Load Test- Applied to the top of the railing (Mid-Span)	200	5.39	2.50	500	Load Resisted	
	Evenly Distributed Vertical Load- Applied at the top of the Guard (mid Span) Quarter Point Equivalent load.	50lb/ft	9.10	2.50	125lb/ft	Load Resisted	
	Evenly Distributed Horizontal Load- Applied at the Top of the Guard (mid Span) Quarter Point Equivalent load.	50lb/ft	41.19	2.50	125lb/ft	Load Resisted	
	Concentrated Horizontal load Test - applied at the minimum required height of the guard	Top Rail (mid Span)	200	37.37	2.50	500	Load Resisted
		Top Rail (Adjacent to post)	200	19.28	2.50	500	Load Resisted
		Top of Post	200	13.91	2.50	500	Load Resisted

No failures, disengagements, or structural cracks were observed during or after load testing.

## TEST REPORT FOR NUVO IRON

Report No.: 106117267TOR-003

Date: 04/28/25

### SECTION 10 CONCLUSION

Intertek Testing Services NA Ltd. (Intertek) has conducted static load testing for Nuvo Iron, their stair steel picket railing system with swivel end-brackets to assess the ability of the guard system to resist the prescribed loads in the **2020 National Building Code of Canada (NBC)**, **2024 Ontario Building Code (OBC)**, **2024 International Residential Code (IRC)**, and **2024 International Building Code (IBC)**.

The Nuvo Iron stair steel picket railing system with swivel end brackets detailed in this report has shown resistance to the loads specified in the following:

- **2020 National Building Code of Canada (NBC) and 2024 Ontario Building Code (OBC)** – Section 4.1.5.14 ("Loads on Guards and Handrails"), Sentences 1c, 3, 4, and 6.
- **2024 International Residential Code (IRC)** – Section R301.5 ("Live Load"), Sentences f and l, and Table R301.5 (Guards and Guard in-fill components).
- **2024 International Building Code (IBC)** – Sections 1607.9.1, 1607.9.1.1, and 1607.9.1.2.

This test report does not constitute Intertek product certification. An Authority to Mark must be issued separately for certification


## TEST REPORT FOR NUVO IRON

Report No.: 106117267TOR-003


Date: 04/28/25

### SECTION 11 PHOTOGRAPHS

**Photo No. 1**  
**Geometric Centre Infill Load Test.**



**Photo No. 2**  
**Geometric Centre Infill Load Test.**




## TEST REPORT FOR NUVO IRON


Report No.: 106117267TOR-003

Date: 04/28/25

**Photo No. 3**  
**Vertical Uniform Load Test.**



**Photo No. 4**  
**Horizontal Concentrated Load Test**




## TEST REPORT FOR NUVO IRON

Report No.: 106117267TOR-003

Date: 04/28/25

**Photo No. 5**  
**Horizontal Uniform Load Test.**



**Photo No. 6**  
**Horizontal Concentrated Load Test at Top of Post.**



**TEST REPORT FOR NUVO IRON**

Report No.: 106117267TOR-003

Date: 04/28/25

**Photo No. 7**  
**Stair Swivel Bracket.**





Total Quality. Assured.

6225 Kenway Drive,  
Mississauga, Ontario L5T 2L3

Telephone: 905-678-7820  
Facsimile: 905-678-7131  
[www.intertek.com/building](http://www.intertek.com/building)

## TEST REPORT FOR NUVO IRON

Report No.: 106117267TOR-003

Date: 04/28/25

### SECTION 12

#### REVISION LOG

REVISION #	DATE	SECTION	REVISION
0	04/28/25	N/A	Original Report Issue